



From machine production

Vacuum pump RVV is designed for **under-pressure conditions and for exhaustion of gases generated during processes** in pulp and paper industry. Here it is necessary to reach higher under-pressure values than that of standard fans. Vacuum pump can exhaust also gas-liquid mixtures where a liquid share is up to 1%.

Vacuum pump is allowed to be used only for gas mixtures with no chemical impact on pump parts, with no abrasive particles and if mutual mixing of the given medium with operating seal water is not a hindrance.

Design

Vacuum pump RVV is manufactured either without drive, i.e. as a reserve for replacement, or with a driving electric motor coupled directly through a flexible clutch on a common base frame, respectively with a V-belt drive. This V-belt drive is delivered separately according to the required interaxial spacing, however, without guard because necessary guard shall be finally specified when projecting according to the proposed way of driving.

Material

- casing, covers and bearing housings are casted
- impeller is made of bronze
- shaft is made of structural steel St 52

Machine design and work safety are in compliance with EU standards.

- easy operation
- no extreme demands on maintenance
- simple regulation of vacuum and exhausted volumes

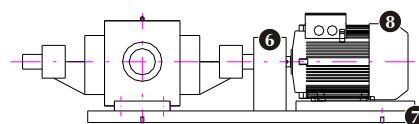
Advantages

Main parts

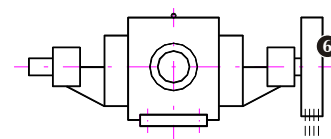
- pump casing (1), covers (2), bearing housings (3), shaft with impeller (4), stuffing box (5)
- clutch (of pulley) (6) - according to actual modification
- frame under pumping set or under vacuum pump - according to actual vacuum pump modification (7)
- electric motor with sliders (8)
- set of V-belts (9)
- clutch guard of pumping set
- V-belt drive guard - to be specified in project according to required layout - per order

Accessories

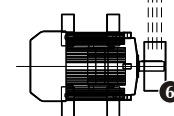
- vacuum meter, pressure gauge, valve of service water



Vacuum pump on frame with direct drive

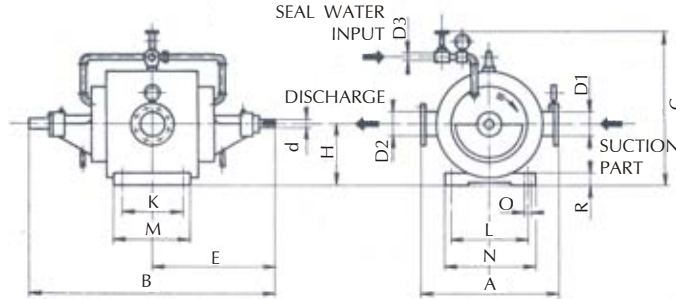


Vacuum pump with V-belt drive



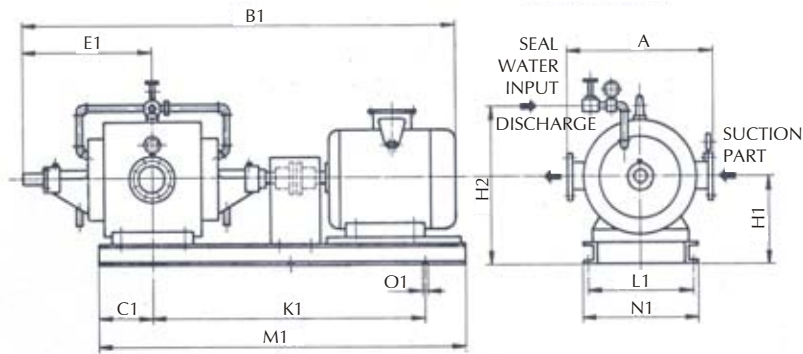
TECHNICAL PARAMETERS - VACUUM PUMP WITHOUT DRIVE

Vacuum pump type	A (mm)	B (mm)	C (mm)	D1 (mm)	D2 (mm)	D3 (mm)	d (mm)	E (mm)	H (mm)	K (mm)	L (mm)	M (mm)	N (mm)	O (mm)	R (mm)	Weight (kg)
RVV-260-00	620	1100	600	125	125	G1"	42	545	285	410	360	500	460	28	30	418
RVV-410-00	850	1515	880	200	200	G2"	65	750	375	500	500	600	600	28	60	900
RVV-505-00	1010	1930	1100	250	250	G2"	80	960	450	650	650	760	760	33	60	1855
RVV-655-00	1200	2300	1255	300	300	G2"	100	1140	560	730	750	850	900	33	70	3055
RVV-810-00	1400	2735	1510	350	350	G2 1/2"	120	1360	630	880	880	1000	1000	33	80	4680

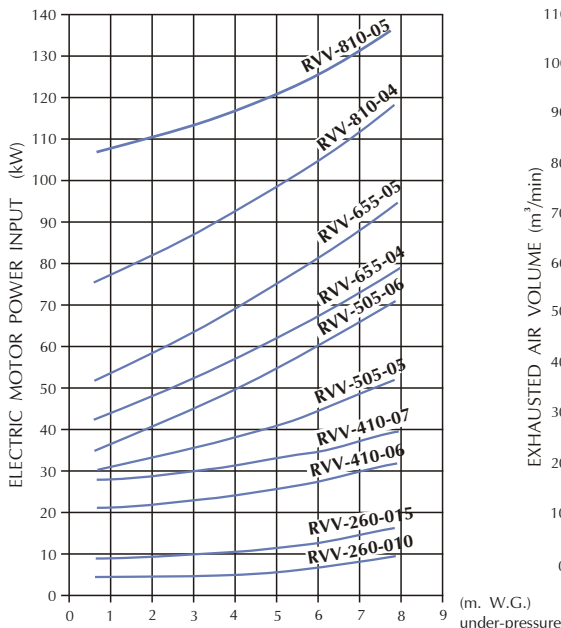


TECHNICAL PARAMETERS - VACUUM PUMP ON FRAME

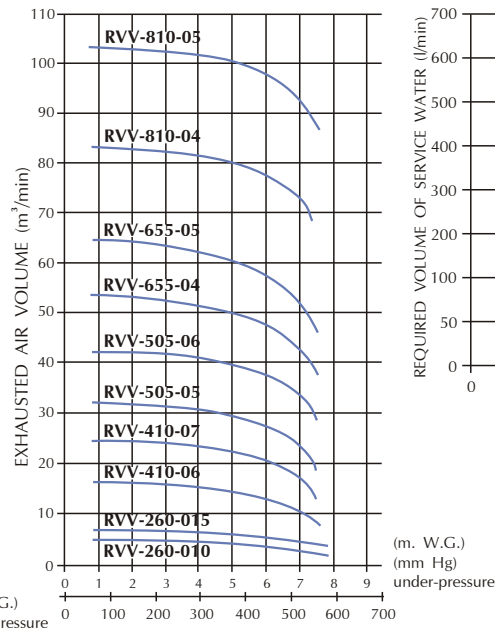
Vacuum pump type	A (mm)	B1 (mm)	C1 (mm)	E1 (mm)	H1 (mm)	H2 (mm)	K1 (mm)	L1 (mm)	M1 (mm)	N1 (mm)	O1 (mm)	Weight without el. motor (kg)
RVV-260-010	620	1470	275	555	420	735	900	450	1350	500	20	706
RVV-260-015	620	1755	275	555	420	735	900	450	1350	500	20	748
RVV-410-07	850	2415	330	765	540	1045	1200	630	1850	680	20	1758



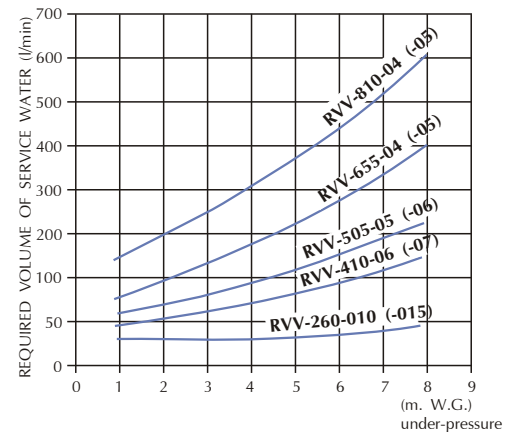
ELECTRIC MOTOR POWER INPUT



OPERATING CHARACTERISTICS



CONSUMPTION OF SERVICE WATER



AT FOLLOWING PARAMETRES:
 TEMPERATURE OF SEAL WATER 15°C
 AIR TEMPERATURE 20°C
 BAROMETRIC PRESSURE 760 mm Hg